# 87984-7 ✔ ACTIVE

AMPMODU | AMPMODU MOD 1

TE Internal #: 87984-7

PCB Mount Receptacle, Vertical, Board-to-Board, 7 Position, 3.96 mm [.156 in] Centerline, Fully Shrouded, Gold, Through Hole - Solder, AMPMODU MOD 1

View on TE.com >

Connectors > PCB Connectors > PCB Headers & Receptacles

PCB Connector Assembly Type: **PCB Mount Receptacle**

PCB Mount Orientation: **Vertical**

Connector System: **Board-to-Board**

Number of Positions: **7**

Number of Rows: **1**

## Features

### Product Type Features

| | |
|---|---|
| Applied Pressure | Standard |
| PCB Connector Assembly Type | PCB Mount Receptacle |
| Connector System | Board-to-Board |
| Header Type | Fully Shrouded |
| Connector & Contact Terminates To | Printed Circuit Board |

### Configuration Features

| | |
|---|---|
| Stackable | No |
| PCB Mount Orientation | Vertical |
| Number of Positions | 7 |
| Number of Rows | 1 |
| Board-to-Board Configuration | Parallel |

### Electrical Characteristics

| | |
|---|---|
| Insulation Resistance | 5000 MΩ |

### Body Features

| | |
|---|---|
| Primary Product Color | Black |

### Contact Features

| | |
|---|---|
| Contact Layout | Inline |
| PCB Contact Termination Area Plating Material Thickness | 1.27 µm[50 µin] |

| | |
|---|---|
| Mating Tab Width | 1.58 mm[.062 in] |
| Mating Tab Thickness | .79 mm[.031 in] |
| PCB Contact Termination Area Plating Material | Gold Flash |
| Contact Base Material | Phosphor Bronze |
| Contact Mating Area Plating Material | Gold |
| Contact Mating Area Plating Material Thickness | .76 µm[30 µin] |
| Contact Type | Socket |
| Contact Current Rating (Max) | 5 A |

## Termination Features

| | |
|---|---|
| Rectangular Termination Post & Tail Thickness | .25 mm[.01 in] |
| Rectangular Termination Post & Tail Width | 1.02 mm[.04 in] |
| Termination Post & Tail Length | 2.85 mm[.112 in] |
| Termination Method to Printed Circuit Board | Through Hole - Solder |

## Mechanical Attachment

| | |
|---|---|
| Mating Alignment | Without |
| PCB Mount Retention | Without |
| PCB Mount Alignment | Without |
| Connector Mounting Type | Board Mount |

## Housing Features

| | |
|---|---|
| Mating Entry Location | Bottom |
| Centerline (Pitch) | 3.96 mm[.156 in] |
| Housing Material | PA66 |

## Dimensions

| | |
|---|---|
| Connector Height | 2.85 mm[.112 in] |
| PCB Thickness (Recommended) | 1.4 – 1.78 mm[.055 – .07 in] |

## Usage Conditions

| | |
|---|---|
| Operating Temperature Range | -65 – 105 °C[-85 – 221 °F] |

## Operation/Application

| | |
|---|---|
| Assembly Process Feature | None |
| Circuit Application | Signal |

## Industry Standards

| | |
|---|---|
| Approved Standards | CSA LR16455, UL E28476 |

| | |
|---|---|
| UL Flammability Rating | UL 94V-0 |

### Packaging Features

| | |
|---|---|
| Packaging Quantity | 18 |
| Packaging Type | Tube |

## Product Compliance

For compliance documentation, visit the product page on TE.com>

| | |
|---|---|
| EU RoHS Directive 2011/65/EU | Compliant |
| EU ELV Directive 2000/53/EC | Compliant |
| China RoHS 2 Directive MIIT Order No 32, 2016 | No Restricted Materials Above Threshold |
| EU REACH Regulation (EC) No. 1907/2006 | Current ECHA Candidate List: JUNE 2022 (224)<br>Candidate List Declared Against: JUN 2016 (169)<br>SVHC > Threshold:<br>Not Yet Reviewed |
| Halogen Content | Not Yet Reviewed for halogen content |
| Solder Process Capability | Wave solder capable to 240°C |

Product Compliance Disclaimer

This information is provided based on reasonable inquiry of our suppliers and represents our current actual knowledge based on the information they provided. This information is subject to change. The part numbers that TE has identified as EU RoHS compliant have a maximum concentration of 0.1% by weight in homogenous materials for lead, hexavalent chromium, mercury, PBB, PBDE, DBP, BBP, DEHP, DIBP, and 0.01% for cadmium, or qualify for an exemption to these limits as defined in the Annexes of Directive 2011/65/EU (RoHS2). Finished electrical and electronic equipment products will be CE marked as required by Directive 2011/65/EU. Components may not be CE marked.Additionally, the part numbers that TE has identified as EU ELV compliant have a maximum concentration of 0.1% by weight in homogenous materials for lead, hexavalent chromium, and mercury, and 0.01% for cadmium, or qualify for an exemption to these limits as defined in the Annexes of Directive 2000/53/EC (ELV). Regarding the REACH Regulations, TE's information on SVHC in articles for this part number is still based on the European Chemical Agency (ECHA) 'Guidance on requirements for substances in articles'(Version: 2, April 2011), applying the 0.1% weight on weight concentration threshold at the finished product level. TE is aware of the European Court of Justice ruling of September 10th, 2015 also known as O5A (Once An Article Always An Article) stating that, in case of 'complex object', the threshold for a SVHC must be applied to both the product as a whole and simultaneously to each of the articles forming part of its composition. TE has evaluated this ruling based on the new ECHA "Guidance on requirements for substances in articles" (June 2017, version 4.0) and will be updating its statements accordingly.

## Compatible Parts

TE Part # 1-826539-9
19P MOD 1 UNSHROUDED HEADER, ST, 0.8 Au

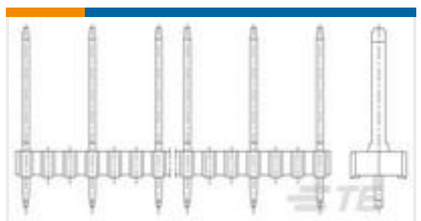

TE Part # 1-827235-5
15P MOD1 STIFTLEIST

TE Part # 1-827872-5
15P MOD1 UNSHRD HDR, P 5.08, ST, 0.8 Au

TE Part # 1-87247-9
19 MODI HDR SRST .156CL

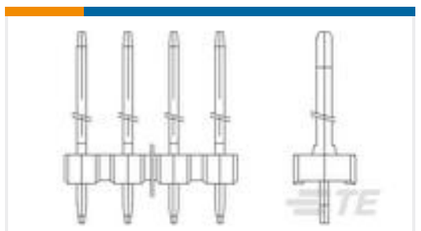

TE Part # 2-826539-7
27P MOD 1 UNSHROUDED HEADER, ST, 0.8 Au

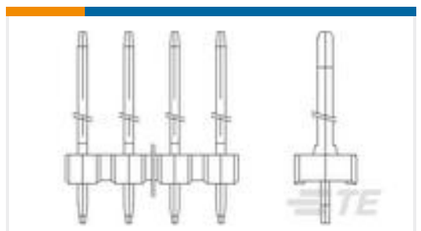

TE Part # 3-826539-4
34P MOD 1 UNSHROUDED HEADER, ST, 0.8 Au

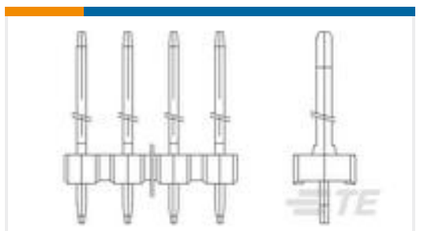

TE Part # 3-826539-5
35P MOD 1 UNSHROUDED HEADER, ST, 0.8 Au

TE Part # 826539-7
7P MOD 1 UNSHROUDED HEADER, ST, 0.8 Au

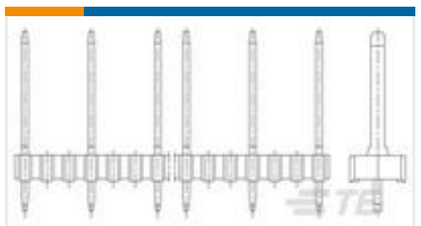

TE Part # 827235-7
7P MOD1 STIFTLEIST

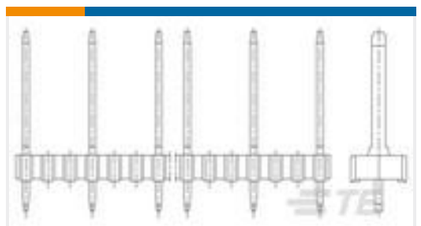

TE Part # 827235-9
9P MOD1 STIFTLEIST



TE Part # 827872-9
9P MOD1 UNSHRD HDR, P 5.08, ST, 0.8 Au



TE Part # 85829-7
07 MODI HDR SRST .156CL

TE Part # 87247-7
07 MODI HDR SRST .156CL

TE Part # 87247-9
09 MODI HDR SRST .156CL

TE Part # 87283-9
09 MODI HDR SRST .156CL

## Also in the Series | AMPMODU MOD 1

Automotive Terminals(6)

Board-to-Board Connector Contacts (104)

Board-to-Board Jumpers & Shunts(5)

Insertion & Extraction Tools(1)

PCB Connector Keying(2)



PCB Headers & Receptacles(372)

Wire-to-Board Connector Assemblies & Housings(44)

Wire-to-Board Connector Contacts(2)

# Documents

## Product Drawings

07 MODI BDMNT RCPT SR .156CL

English

## CAD Files

3D PDF

3D

Customer View Model

ENG_CVM_CVM_87984-7_N.2d_dxf.zip

English

Customer View Model

ENG_CVM_CVM_87984-7_N.3d_igs.zip

English

Customer View Model

ENG_CVM_CVM_87984-7_N.3d_stp.zip

English

By downloading the CAD file I accept and agree to the Terms and Conditions of use.

## Datasheets & Catalog Pages

AMPMODU_INTERCONNECTION_SYSTEM_SECTION_6_7AND8

English

## Product Specifications

Product Specification

English